


Edge Small

For High Performance

Desktop From Factor



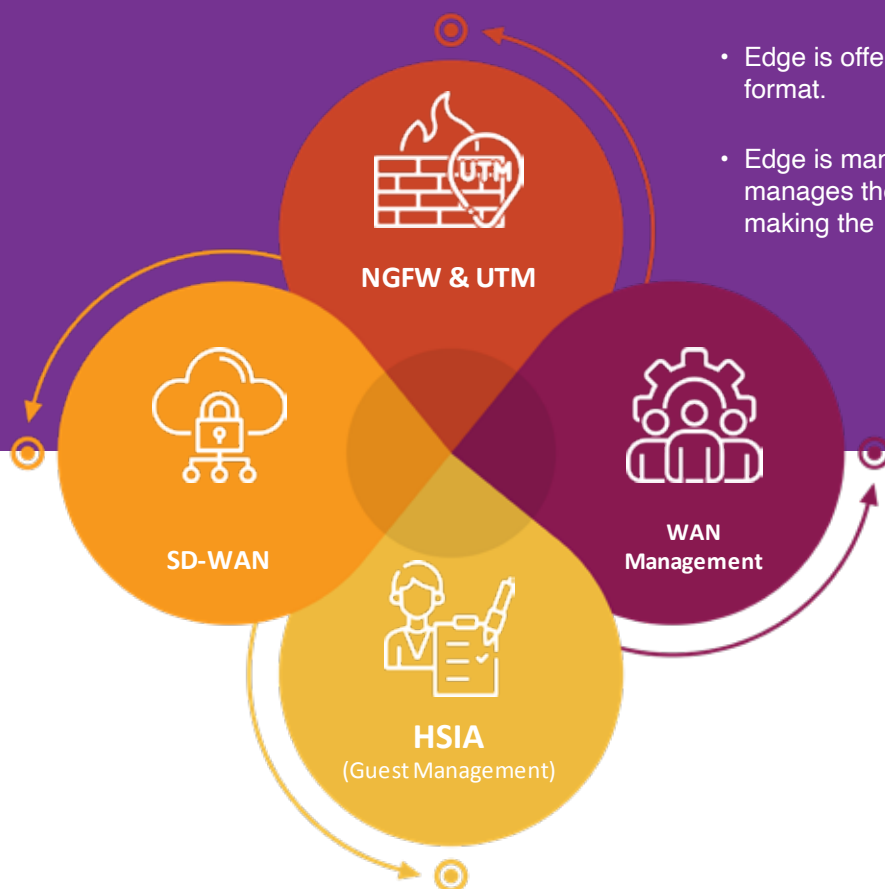
RAY
O1ME



› Large Enterprise Use Cases

Ray One is a Next Generation Solution for the challenges of today.

- Ray combines the features of multiple specialty product lines into One single EDGE Product line.
- Edge is offered in both Physical Appliance and Virtual format.
- Edge is managed from the same Ray Platform that manages the Ray Switch, Ray Wi-Fi and Ray Endpoint making the management fabric very simple.



Overview

Ray's cutting-edge convergence solution effortlessly scales to any location, whether it's a remote office, branch, campus, data center, or cloud environment. Our innovative hybrid mesh firewall system is expertly managed through Ray Unified Management, ensuring seamless security across intricate hybrid infrastructures. Powered by the Ray One, our solution offers unparalleled visibility and security in multiple form factors.

Ray's Secure SD-WAN solution delivers exceptional speed, scalability, and adaptability both on-premises and in the cloud. Designed with cloud-first, security-conscious, and global enterprises in mind, Ray Secure SD-WAN also caters to the evolving needs of hybrid workforces. Our Integrated Networking approach employs a single operating system, streamlining SD-WAN, next-generation firewall (NGFW), advanced routing, and Zero Trust Network Access (ZTNA) application gateway capabilities.



Seamlessly Merging Security and Networking

With the rise of cloud computing and hybrid work, organizations require anywhere, anytime access from any device. Traditional network architectures struggle to support this shift, causing poor user experiences and administrative complexities.

Ray's innovative Unified SASE Platform addresses these challenges by combining a wide range of networking and security capabilities into one streamlined platform. Ray One features a unified console, cohesive policy management, and a shared data lake. Our application-aware, traffic-engineered fabric simplifies design, deployment, and life cycle management for the modern digital landscape.

For More Refer our White paper on SD-WAN.

Features

- | | |
|---|--|
|  Acceleration
Architecture for improved performance, greater ROI, and reduced power consumption. |  Content Control
User-based monitoring and control of keyword content and downloadable content. |
|  Secure SD-WAN
Optimize performance for SaaS, SD-WAN, and cloud traffic With Ray One. |  Business Applications
Protect critical applications with next-gen firewall and an enterprise-class web application firewall. |
|  One Console to Manage It All
Ray One provides a single cloud management console for all your Ray Product line. |  Phishing & Spam
Protect email from spam, phishing, and data loss with policy-based email encryption, DLP, and anti-spam. |
|  Reporting in the Cloud
Flexible reporting tools for analyzing and visualizing network data over time. |  Central Management
Powerful centralized management, reporting, and zero-touch deployment for all your Ray Product line. |
|  Isolate Infected Systems
Automatic threat response to identify and isolate compromised systems on your network. |  Central SD-WAN Orchestration
Easily set up complex site-to-site SD-WAN overlay networks. |
|  Zero-Day and ML Protection
Instantly identify the latest ransomware and unknown threats with machine learning technology. |  Central Firewall Reporting
Create custom views of network activity and threats across your entire network. |
|  Advanced Threat Protection
Instantly identify bots and other advanced threats while defending your network. |  Dashboard and Alerts
Respond quickly to changes in your network with a control center that analyzes extensive back-end data sources. |
|  User Identity
User identity-based policies and unique user risk analysis for better network control. |  Reporting
Extensive, free on-box reporting and limited cloud-based reporting at no extra charge. |
|  Application Control
Complete visibility and control over all applications on your network with deep-packet scanning technology. |  High Availability
Support |
|  Web Control
Full visibility and control over web traffic with flexible enforcement tools. | |

Secure SD-WAN Use Cases

Achieve Operational Efficiencies

Automate network design, deployment, and operation with a single pane of glass for comprehensive visibility, analytics, reporting, and orchestration.

Connecting Remote Workers

Offer remote or hybrid users client-based or clientless options for always-on connections to workloads in private or public clouds, with gateways based on proximity, load, and real-time variables.

Connecting Branch Offices

Empower branch or corporate offices with Ray Secure SD-WAN devices or third-party SD-WAN, routers, or firewalls for seamless access to workloads in private or public clouds and interoffice connections. Utilize Ray SD-WAN as an on-ramp for end-to-end observability and control over user/device-to-app performance and security.

Ray AI Powered Security Services



Antispam

Significantly reduce spam at the perimeter with a multi-layered approach to filtering email.



Central SD-WAN Orchestration

Enjoy easy setup of complex site-to-site SD-WAN overlay networks with Ray's cloud-managed SD-WAN orchestration.



ZTNA

Ray One integrates with Zero Trust Network Access (ZTNA) to provide a secure and straightforward way for users to access crucial applications and data.



Ray Edge Gateway

Experience the Ray Edge Gateway for an affordable, secure edge access device suitable for SD-Branch, SOHO, and industrial control solutions.



Core Networking

Utilize the most advanced enterprise-grade networking technology available for NAT, routing, and bridging with Firewall.

Ray HSIA

Complete control of User Wi-fi

You can easily create customized free and paid tiers that suit your hotel's unique requirements and seamlessly integrate with your own custom systems through its API. Providing guests with instant and customized connectivity has never been easier with the one-touch account slip printer that interfaces with Property Management Systems for hassle-free billing without staff intervention. Extremely helpful in hospitality use cases

Ray Customised Log-IN options

Ray HSIA is a one-stop gateway solution for schools and universities, providing optimized bandwidth and content filtering for multimedia classrooms and on-campus roaming, offices, dormitories, and hostels. With multiple authentication methods such as LDAP, SMS OTP, and many more, student logins are seamless and secure. The dual WAN link load-balancing and multi-tier QoS, including a guaranteed bandwidth option, ensures top performance during critical periods. User form authentication and lawful intercept provide added security and compliance with contact tracing requirements.

NGFW Use Cases



Enterprise

Equip your demanding network with enterprise-grade protection, performance, visibility, and SD-WAN features tailored for the modern business landscape.



Cloud

Safeguard public cloud infrastructure or hybrid networks with a robust cloud firewall solution designed for diverse network environments.



All-in-One

Simplify and consolidate protection for small offices with an affordable, comprehensive security solution that delivers the best value and protection.



Retail and Branch

Address the unique challenges of retail and distributed organizations with branch offices for seamless, secure connectivity.



Schools

Cater to the specific requirements of educational institutions with RAY One's compliance and protection features designed for a safe learning environment.

Ray Multi Wan

Load Balancing

Experience seamless connectivity with Ray Multi-WAN's Load Balancing feature. It intelligently distributes network traffic across multiple paths, ensuring optimal internet performance and resilience against any single point of failure. With load balancing, you can make the most of your bandwidth, optimizing resource utilization and enhancing your online experiences.

Complete control of User Wi-fi

With Ray Multi Wan Traffic Steering, an advanced network feature that offers unparalleled control over the flow of various types of traffic within your network. Whether it's video streams, ERP sessions, HTTP sessions, or other types of traffic, you can easily prioritize or limit the bandwidth of each one to ensure optimal network performance. With Ray Multi-WTraffic Steering, you can tailor your network to suit your specific needs and deliver an exceptional user experience. Say goodbye to network congestion and hello to a more efficient and streamlined network.

Bandwidth Policy Management

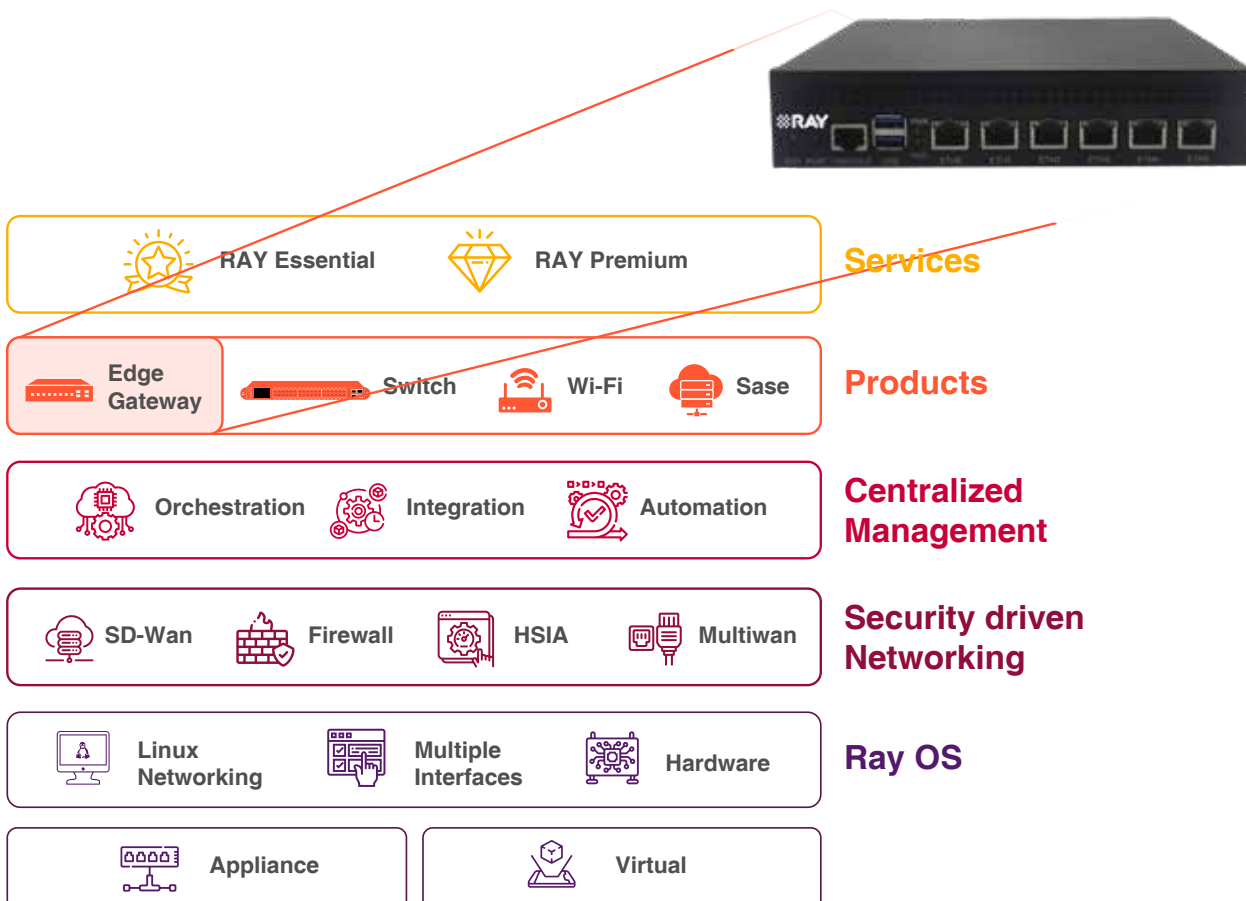
Introducing Bandwidth Management, an innovative feature that offers instant access to improvised WAN connections anytime and anywhere. With this feature you can stay connected on the go without any limitations or restrictions. Whether you're traveling to a new city or working remotely, Ray Multi-WAN has got you covered with a tailored solution that meets your unique needs. Experience the freedom of seamless connectivity.



Ray Edge Small

6 x GE RJ45
1 x Console Port
2 x USB 3.0
1 x Wi-Fi (O)
1 x 4G (O)

CORE COMPONENTS



Specifications

Small	Specs
Interfaces	6 x GE RJ45
Firewall Throughput	12 Gbps
IPsec VPN Throughput	8.2 Gbps
IPS Throughput	2.5 Gbps
NGFW Throughput	2.6 Gbps
Threat Protection Throughput	2.5 Gbps
Concurrent Sessions	4.19 Million
New Sessions/Sec	53,150
IPSEC VPN Concurrent Tunnels	1000
SSL VPN Throughput	700 Mbps
Concurrent SSL VPN Tunnel	1000
SSL/TLS Inspection	800 Mbps
Application Control Throughput (HTTP 64K)	1.4 Gbps
I/O Interface	1 x Console Port
	2 x USB 3.0
	1 x VGA
	1 x Reset Button
Optional Interfaces	1 x Wi-Fi
	1 x (4G)

MGMT PORT	-
Edge L Series NIC Support	n/a
Wi-Fi (Optional)	WIFI 6 2 X 2
Antenna (For Wi-Fi & Cellular)	2 X External
Local Storage	128 GB
Form Factor	Desktop
Operational Temperature	0°C~45 °C
Storage Temperature	-20°C~70°C
Humidity	5%~90% (non-condensing)
Dimension	(WxHxD) 210x43.9x214mm
Device Weight	2 kg
Power Input	90~264V@47~63Hz
Type/Watts	DC 12V
Redundant Power Supplies	-

BoxContents

Small
Packing List
1 x Small Hardware Appliance
1 x Desktop adapter
1 x Power cord
2 x Antenna (Optional)
*Antena count base on 4G,5G and Wi-Fi Module.



SUBSCRIPTIONS

ESSENTIAL	CONNECT	PROTECT	TOTAL
Cloud Subscription	Cloud Subscription	Cloud Subscription	Cloud Subscription
L3 Networking	L3 Networking	L3 Networking	L3 Networking
VPN	VPN	VPN	VPN
Advance Wireless	Advance Wireless	Advance Wireless	Advance Wireless
RRM	RRM	RRM	RRM
	Multi WAN	Multi WAN	Multi WAN
	SD-WAN	SD-WAN	SD-WAN
		Network & Web Protection	Network & Web Protection
		Captive Portal/Guest Authentication	Captive Portal/Guest Authentication
			IDS/IPS
			Analytics (7 Days)
Essential Software Support (8*5)	Essential Software Support (8*5)	Essential Software Support (8*5)	Essential Software Support (8*5)
12 Months (Renewal Required)	12 Months (Renewal Required)	12 Months (Renewal Required)	12 Months (Renewal Required)
36 Months (Renewal Required)	36 Months (Renewal Required)	36 Months (Renewal Required)	36 Months (Renewal Required)
60 Months (Lifetime Essential)	60 Months (Lifetime Essential)	60 Months (Lifetime Essential)	60 Months (Lifetime Essential)

Ordering Information

Small	Specifications
Small	From Factor - Desktop 6 x 1G Ports 1 x Console Port, 2 x USB, 1 x VGA, 1 x Reset Button
Small-W	From Factor - Desktop 6 x 1G Ports 1 x Console Port, 2 x USB, 1 x VGA, 1 x Reset Button 1 x Wi-Fi with Antenna
Small-4G	From Factor - Desktop 6 x 1G Ports 1 x Console Port, 2 x USB, 1 x VGA, 1 x Reset Button 1 x 4G SIM Slot with Antenna
Small-W-4G	From Factor - Desktop 6 x 1G Ports 1 x Console Port, 2 x USB, 1 x VGA, 1 x Reset Button 1 x Wi-Fi with Antenna 1 x 4G SIM Slot with Antenna

For More details on warranty visit: www.ray.life

Ray Pte. Ltd.
ray.life | sales@ray.life
Suite #09-01, 20 Collyer Quay, Singapore 049319

